

Hello Kindergarten and 1<sup>st</sup> Grade Parents!

OUR THEME FOR THE MONTH OF NOVEMBER IS:



I'm very excited to focus on thankfulness this month! God is faithful, true and good. I have so much to be grateful for. Your family is one of the many blessings in my life, and I am so thankful for the honor of serving you and your child(ren).

Here is everything you need for your family HCKids at home activities. Just follow the directions on the Parent Guide (next page) for any of the things you and your child(ren) are interested in doing. Also included in this document is the link to the Bible Video. At the end of the document you will find the "God Time" pages for your child(ren) to be able to do a daily devotional throughout the week.

Please be sure to connect with NexGen through our monthly "Spiritual Discipleship Boxes". If you are unable to attend the monthly event, you can pick up your box at church or we can deliver it to your door. Just let me know what you'd like to do!

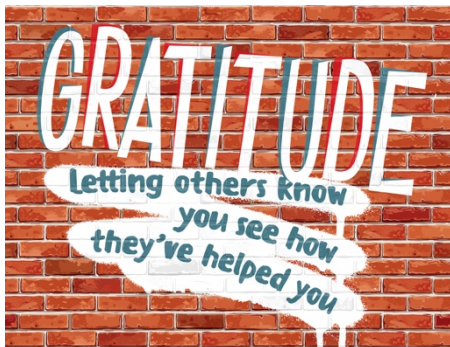
Praying you all are well, safe, growing in faith and thankfulness, and having fun during our time apart! Please reach out if you need anything at all.

Have a Great Month of Gratitude!

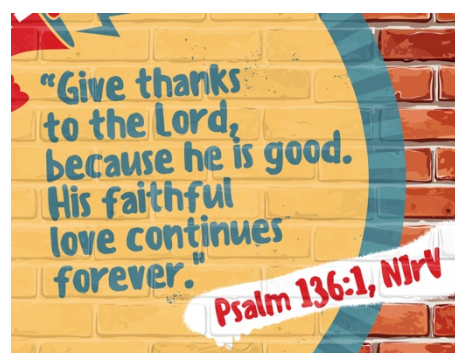
Lisa Osborne

HCKids Elementary Director

NOVEMBER'S LIFE APPLICATION:



THIS MONTH'S MEMORY VERSE:



TODAY'S BOTTOM LINE:



WEEK OF  
November 8, 2020

# Shout Out: Let 'em Know You're Thankful

PARENT GUIDE  
Elementary



First, watch  
this week's  
video!

Gratitude:  
Letting others  
know you see  
how they've  
helped you

### Memory Verse

Give thanks to  
the Lord, because  
he is good. His  
faithful love  
continues forever.  
Psalm 136:1, NIV

### Bible Story

David Dances  
2 Samuel 6:12b-22a

### Bottom Line

Celebrate what  
God has done.

Use this guide to help your family learn how  
God wants us to be grateful.

## Activity

### Create Your Own Holiday

#### WHAT YOU NEED:

Paper and writing utensil

#### WHAT YOU DO:

Tell your child that the two of you are going to create your own holiday. Ask your child the following questions, and write down their answers.

- What is the name of your holiday celebration?
- What does your holiday celebrate?
- What date is your holiday?
- What are the holiday's colors?
- What do people eat on your holiday?
- What do people do to celebrate on your holiday? Do they go anywhere? Do they wear anything special? Is there special music?

Say, "I think your holiday sounds awesome. Holidays are fun because they give us a reason to celebrate the things and people that are most important to us."



## Talk About the Bible Story

David was so grateful for what God had done that he couldn't keep from celebrating. What is something you can celebrate with that kind of excitement?

What do you think David might have been saying while he was dancing? (*"Thank you, God! You are a good God! You are awesome, amazing, and wonderful!"*)

David's wife Michal was clearly not as excited as David when the ark was returned to Jerusalem. What makes some people more grateful than others? (*The way they choose to see things*)

What are some things we can celebrate about God no matter what is happening in our lives? (*He loves us; He sent us Jesus; He hears us when we talk to Him.*)

Parent: Share a few ways you celebrate God when times are good, and when times are not as good.



## Prayer

Use this prayer as a guide, either after talking about the Bible story or sometime before bed tonight:

"Dear God, You are worthy of our greatest expression of gratitude and our most joyful celebration. We praise You for what You have done in the past, and we look forward to all You will do in the future. We thank You for sending us Jesus. We know that we always have something to celebrate when we follow Him. In Jesus' name, amen."

# Gratitude means letting others know you see how they've helped you.

WEEK  
**2**  
K-1ST

Read: James 1:17

DAY  
**1**

## Grateful I Spy

Ask an adult to go outside with you to play a game of Grateful I Spy. The object of the game is to spy something that God created (like the trees, sky, sun) and describe it to the other person. When they guess what you are describing take a minute to say, "Thank you God for \_\_\_\_\_."

**Thank God for all the amazing things He has created.**

DAY  
**2**

## Stick It To 'Em

Ask a parent for a stack of sticky notes and pencil. Throughout the day, think of things that you want to thank each member of your family for and write them a note to tell them. Be sure to stick it somewhere so they will find it. This is a great way to show them you are grateful for them!

**Look for ways to show others you are grateful!**

DAY  
**3**

## Every Good Thing

Ask an adult to help you look up James 1:17. When you think of all that you have, do you ever think about it all coming from God? This verse tells us that every good and perfect thing comes from Him! So let's take a minute to thank God for all He has given us.

*Dear God,  
We know that everything we have is because of you.  
We are so grateful for all that you have given us and  
we just want to say thank you!  
Amen.*

DAY  
**4**


## Take the Time

Grab a piece of paper and a pencil. Make a list of all the people that you are grateful for. After you have finished, circle the name of one person that you want to spend time with. As you spend time with him/her, tell them why you are grateful for him/her.

**Know that it's important to tell others you are grateful!**

Celebrate what God  
has done.

PARENT CUE



Find and circle these 5 things we can be grateful for.  
Then have fun coloring!



shoes



family



flowers



clothes